

Similar picture

Dimensions in mm

Properties















Backplate, long

long stems, in R-technology made of polyamide, solid colour, high-gloss surface, and for handle diameter 23 mm
Backplate substructure made of synthetic material-stainless steel composite, can be used for left and right-hand opening doors. Concealed, non-loosening screwed joint with M4 screw and sleeve combination as well as the pivot disappearing into the door leaf.

Backplate cap 45 x 26 mm, 10.5 mm high, flat, 1.5 mm wall thickness.

Supplied without screws

Colours / Surfaces

| | | | |
|---|--|--|--|
|  18 (mustard yellow) |  55 (aqua blue) |  92 (anthracite grey) |  99 (pure white) |
|  33 (ruby red) |  84 (umber) |  95 (stone grey) |  74 (apple green) |
|  36 (coral) |  86 (sand) |  97 (light grey) | |
|  50 (steel blue) |  90 (jet black) |  98 (signal white) | |