

















Dimensions in mm

Properties

Shim

- for rail system 801 (steel core)
- to compensate for a misaligned flow
- Diameter 33mm, 11.5mm high
- the longer screw M8 x 35mm is required for extension of the 90° bend, item number 99.101063, please order separately
- the longer screw M8x80mm is required for extension of the support, item number 99.100659, please order separately
- Made of high-quality polyamide in all HEWI colours

Colours / Surfaces

 18 (mustard yellow)	 50 (steel blue)	 86 (sand)	 97 (light grey)
 24 (orange)	 55 (aqua blue)	 90 (jet black)	 98 (signal white)
 33 (ruby red)	 72 (may green)	 92 (anthracite grey)	 99 (pure white)
 36 (coral)	 84 (umber)	 95 (stone grey)	 74 (apple green)