

Similar picture


Dimensions in mm

### Properties




Toilet door rose

made of matt stainless steel (1.4301), diameter 32 mm, bolt made of matt polyamide, execution with emergency opening by means of coin (made of stainless steel (1.4301) matt) and optionally with or without occupancy disc (red/green indicator) on the outside.

### Awards



### Colours / Surfaces

	99 (pure white)
	92 (anthracite grey)
	90 (jet black)