

Dimensions in mm

### Properties















Escutcheon

made of polyamide, solid colour, high-gloss surface, for fire protective doors

Rose substructure made of synthetic material-stainless steel composite, can be used for left and right-hand opening doors. Concealed, non-loosening screwed joint with M5 stainless steel screws sleeve-screw combination as well as the pivot disappearing into the door leaf.

Rose cap round, diameter 55 mm, 10.5 mm high, flat, 1.5 mm wall thickness.  
supplied incl. screws

### Colours / Surfaces

 18 (mustard yellow)	 50 (steel blue)	 86 (sand)	 97 (light grey)
 24 (orange)	 55 (aqua blue)	 90 (jet black)	 98 (signal white)
 33 (ruby red)	 72 (may green)	 92 (anthracite grey)	 99 (pure white)
 36 (coral)	 84 (umber)	 95 (stone grey)	 74 (apple green)