

Similar picture

### Properties

Escutcheon

















long stems, made of polyamide, solid colour, high-gloss surface

Synthetic material rose substructure, can be used for left and right-hand. Concealed, non-loosening screwed joint with 5 mm Spax screws and the support/expansion pivot disappearing into the door leaf.

Rose cap round, diameter 55 mm, 10.5 mm high, flat, 1.5 mm wall thickness.

Supplied without screws

### Colours / Surfaces

 18 (mustard yellow)	 50 (steel blue)	 86 (sand)	 97 (light grey)
 24 (orange)	 55 (aqua blue)	 90 (jet black)	 98 (signal white)
 33 (ruby red)	 72 (may green)	 92 (anthracite grey)	 99 (pure white)
 36 (coral)	 84 (umber)	 95 (stone grey)	 74 (apple green)