

Podobne zdjęcie

Wymiary w mm

Właściwości



WC-Rose



short stems, made of matt polyamide, solid colour, Synthetic material rose substructure, can be used for left and right-hand opening doors. Concealed, non-loosening screwed joint with 5 mm Spax screws and the support/expansion pivot disappearing into the door leaf. WC version with emergency opening by means of square spindle or coin and occupancy disc (red/white indicator) on the outside (long stems). turnknob on the inside (short stems). Rose cap round, made of matt polyamide, diameter 55 mm, 10.5 mm high, flat, 1.5 mm wall thickness. Supplied without screws

Wyróżnienia



Kolory / Powierzchnie

	99 (czysta biel)
	98 (sygnał biały)
	97 (jasnoszary)
	95 (szary kamień)

	92 (szary antracytowy)
	90 (czerní jetowa)