

Wymiary w mm

Właściwości

Toilet door roses made of stainless steel




Flat toilet door roses, 306.23PBXINR..., round, diameter 52 mm, 4.0 mm high. Concealed, non-loosening connection of the roses and support pin that dips into the door leaf. Fast and easy installation through latching. Toilet version with emergency opening by means of coin and optionally with or without occupancy disc (red/green indicator) on the outside.

Rose material stainless steel (1.4301) matt, inlay, occupancy disc and bolt made of matt polyamide

Wyróżnienia



Kolory / Powierzchnie

	99 (czysta biel)
	92 (szary antracytowy)
	90 (czerń jetowa)