

Dimensions in mm

Similar picture

Properties



Pull handle made of rail system




System 111 made of solid coloured polyamide, diameter 33 mm, with continuous, corrosion-proof steel insert, for one-sided and paired fixing on glass, wooden, PVC and metal doors (aluminium: 1 to 3 chamber, steel: 1 chamber profiles),

Load bearing capacity under alternating load 100 kg on wooden and metal doors, 50 kg on PVC doors, with 2 fixing points, fixing outside the lock area or within the lock area, as well as fixing through the lock. handle with open angle - 90 degrees - in curved shape, with straight supports, for mounting on leaf doors, in conjunction with BA5.0 for frame doors, fulfils the handle requirements of the guidelines of the German Federal Association of Accident Insurance Funds (Bundesverband der Unfallkassen e. V. - BUK) - safe distance from the closing edge 25 mm.

State required centre-to-centre within range from 280 mm to 500 mm

Colours / Surfaces

	SF (special color)
	99 (pure white)
	98 (signal white)
	97 (light grey)

	95 (stone grey)
	92 (anthracite grey)
	90 (jet black)