

Dimensions in mm

### Properties





Pull handle made of rail system



System 111 made of solid coloured polyamide, diameter 33 mm, with continuous, corrosion-proof steel insert, for one-sided and paired fixing on glass, wooden, PVC and metal doors (aluminium: 1 to 3 chamber, steel: 1 chamber profiles),

Load bearing capacity under alternating load 100 kg on wooden and metal doors, 50 kg on PVC doors, with 2 fixing points, fixing outside the lock area or within the lock area, as well as fixing through the lock. Straight handle with indented straight support posts prepared for mounting on frame doors. The handle fulfils the guidelines of the German Federal Association of Accident Insurance Funds (Bundesverband der Unfallkassen e. V. - BUK) - safe distance from the closing edge 25 mm.

State required length within range from 300 mm to 2150 mm

### Colours / Surfaces

	99 (pure white)
	98 (signal white)
	97 (light grey)
	95 (stone grey)

	92 (anthracite grey)
	90 (jet black)