

90
Dimensions in mm

Properties





Range 477 Rail with shower head holder


- rail system with shower head holder
- suitable for shower heads of various manufacturers
- shower head holder height adjustable by pulling or pushing a lever and with continuous tilt angle adjustment
- functional area of the shower head holder in high-quality, glossy polyamide
- rail system has corrosion-resistant steel core
- fixing with roses
- 800 mm high (centre-to-centre), 90 mm deep and 33 mm in diameter, 70 mm rose diameter
- made of high-quality matt polyamide in HEWI colours 99 (pure white), 98 (signal white), 97 (light grey), 95 (stone grey) and 92 (anthracite grey)

Awards



Colours / Surfaces

	99 (pure white)
	98 (signal white)
	97 (light grey)
	95 (stone grey)

	92 (anthracite grey)
---	----------------------