

Similar picture

Dimensions in mm

Properties

















Range 801 Adjustable mirror

- rectangular crystal glass mirror with rounded edges and integrated anti-splinter film
- mirror adjustable by max. 28° using cranked cord control and therefore usable in standing or sitting position
- for wall mounting
- 600 mm wide, 540 mm high and 6 mm thick
- mirror is made of plate glass
- holding element and crank made of high-quality polyamide according to HEWI colour chart
- with cord re-routing suitable for prewall installation

Awards



Colours / Surfaces

 24 (orange)	 55 (aqua blue)	 84 (umber)	 95 (stone grey)
 33 (ruby red)	 72 (may green)	 86 (sand)	 97 (light grey)
 36 (coral)	 74 (apple green)	 90 (jet black)	 98 (signal white)
 50 (steel blue)	 18 (mustard yellow)	 92 (anthracite grey)	 99 (pure white)