

Properties













Range 801 L-shaped support rail

- vertical and horizontal bars joined at right-angles with fixing roses made of steel
- for holding on to and providing support
- with continuous, corrosion resistant steel core
- can be mounted in left hand or right hand position
- for wall mounting with special HEWI fixing materials and roses
- horizontal length 300 mm, vertical length 600 mm, 89 mm deep
- bar diameter 33 mm, rose diameter 70 mm
- made of high-quality polyamide according to HEWI colour chart
- toilet paper holder upgrade kit 801.50.011 and toilet flushing mechanism (radio) upgrade kit 801.50.060 for retrofitting

Awards



Colours / Surfaces

 18 (mustard yellow)	 55 (aqua blue)	 90 (jet black)	 98 (signal white)
 33 (ruby red)	 74 (apple green)	 92 (anthracite grey)	 99 (pure white)
 36 (coral)	 84 (umber)	 95 (stone grey)	
 50 (steel blue)	 86 (sand)	 97 (light grey)	