

### Properties








#### Range 801 L-shaped support rail

- vertical and horizontal bars joined at right-angles with fixing roses made of steel
- for holding on to and providing support
- with continuous, corrosion resistant steel core
- can be mounted in left hand or right hand position
- for wall mounting with special HEWI fixing materials and roses
- horizontal length 400 mm, vertical length 900 mm, 89 mm deep
- bar diameter 33 mm, rose diameter 70 mm
- made of high-quality polyamide according to HEWI colour chart
- toilet paper holder upgrade kit 801.50.011 and toilet flushing mechanism (radio) upgrade kit 801.50.060 for retrofitting

### Awards



### Colours / Surfaces

	18 (mustard yellow)		55 (aqua blue)		92 (anthracite grey)		99 (pure white)
	33 (ruby red)		84 (umber)		95 (stone grey)		74 (apple green)
	36 (coral)		86 (sand)		97 (light grey)		
	50 (steel blue)		90 (jet black)		98 (signal white)		