

Similar picture

Dimensions in mm

Properties















Range 801 L-shaped support rail

- rails joined at a flat angle and fitted with fixing roses made of steel
- for holding on to and providing support
- with continuous, corrosion resistant steel core
- can be mounted in left hand or right hand position
- for wall mounting with special HEWI fixing materials and roses
- centre-to-centre dimensions 255 mm and 370 mm, angle between rails 45°, total length 516 mm, 255 mm high and 89 mm deep
- bar diameter 33 mm, rose diameter 70 mm
- made of high-quality polyamide according to HEWI colour chart
- toilet paper holder upgrade kit 801.50.011 and toilet flushing mechanism (radio) upgrade kit 801.50.060 for retrofitting

Awards



Colours / Surfaces

	18 (mustard yellow)		55 (aqua blue)		92 (anthracite grey)		99 (pure white)
	33 (ruby red)		84 (umber)		95 (stone grey)		74 (apple green)
	36 (coral)		86 (sand)		97 (light grey)		
	50 (steel blue)		90 (jet black)		98 (signal white)		