

Similar picture

Dimensions in mm

Properties














Range 801 Floor to wall stationary support

- vertical and horizontal bars joined at right-angles with fixing roses made of steel
- for holding on to and providing support
- with continuous, corrosion resistant steel core
- can be mounted in left hand or right hand position
- for wall and floor mounting with HEWI fixing material and roses
- made-to-measure: width from 300 mm to 834 mm, height from 670 mm to 950 mm and 135 mm deep, rail diameter 33 mm, rose diameter 70 mm
- made of high-quality polyamide according to HEWI colour chart
- toilet paper holder upgrade kit 801.50.011 and toilet flushing mechanism (radio) upgrade kit 801.50.060 for retrofitting

Awards



Colours / Surfaces

 33 (ruby red)	 18 (mustard yellow)	 92 (anthracite grey)	 99 (pure white)
 36 (coral)	 84 (umber)	 95 (stone grey)	 74 (apple green)
 50 (steel blue)	 86 (sand)	 97 (light grey)	
 55 (aqua blue)	 90 (jet black)	 98 (signal white)	