

Similar picture









Dimensions in mm

Properties

Range 801 L-shaped support rail

- vertical and horizontal bars joined at right-angles with fixing roses made of steel
- for holding on to and providing support
- increased distance from wall of 101 mm, for easier and secure gripping
- with continuous, corrosion resistant steel core
- can be mounted in left hand or right hand position
- for wall mounting with special HEWI fixing materials and roses
- if mounted on lightweight walls, rear lining made of laminated timber boards at least 30 mm thick is required
- horizontal length 300 mm, vertical length 600 mm
- bar diameter 33 mm, rose diameter 70 mm
- made of high-quality polyamide according to HEWI colour chart
- toilet roll holder upgrade kit 801.50.011, can be retrofitted
- weight capacity 300 kg

Colours / Surfaces

 18 (mustard yellow)	 55 (aqua blue)	 92 (anthracite grey)	 99 (pure white)
 33 (ruby red)	 74 (apple green)	 95 (stone grey)	 84 (umber)
 36 (coral)	 86 (sand)	 97 (light grey)	
 50 (steel blue)	 90 (jet black)	 98 (signal white)	