

Similar picture














Dimensions in mm

Properties

Range 801 Floor to wall stationary support

- vertical and horizontal bars joined at right-angles with fixing roses made of steel
- for holding on to and providing support
- with continuous, corrosion resistant steel core
- can be mounted in left hand or right hand position
- for wall and floor mounting with HEWI fixing material and roses
- if mounted on lightweight walls, rear lining made of laminated timber boards at least 30 mm thick is required
- centre-to-centre: - 834 mm wide, 850 mm high and 135 mm deep
- bar diameter 33 mm, rose diameter 70 mm
- made of high-quality polyamide according to HEWI colour chart
- toilet roll holder upgrade kit 801.50.011, can be retrofitted
- vertical loading capacity up to 300 kg, horizontal loading capacity in direction with additional wall support up to 100 kg

Colours / Surfaces

	18 (mustard yellow)		55 (aqua blue)		92 (anthracite grey)		99 (pure white)
	33 (ruby red)		74 (apple green)		95 (stone grey)		84 (umber)
	36 (coral)		86 (sand)		97 (light grey)		
	50 (steel blue)		90 (jet black)		98 (signal white)		