

Properties





Range 801 Rail with shower head holder


- vertical rail with right-angled ends with steel fixing roses and shower head holder
- centre-to-centre 900 mm
- 89 mm deep, rail diameter 33 mm, rose diameter 70 mm
- suitable for shower heads of various manufacturers
- shower head holder can be continuously tilted and, after pulling or pushing a large lever, its height can be adjusted
- functional area of the shower head holder in high-quality, glossy polyamide
- conical adapter on shower head holder makes it easier to hook in the handheld shower head
- with continuous, corrosion resistant steel core
- for wall mounting with special HEWI fixing materials and roses
- made of high-quality matt polyamide in HEWI colours 99 (pure white), 98 (signal white), 97 (light grey), 95 (stone grey) and 92 (anthracite grey)

Awards



Colours / Surfaces

	99 (pure white)
	98 (signal white)
	97 (light grey)
	95 (stone grey)

	92 (anthracite grey)
---	----------------------