

Similar picture





Dimensions in mm




Properties

Shower head holder (USA) from Range 801

- for rails with shower head holder, L-shaped support rail with shower head holder and shower & bathtub hand rails from Range 801 (USA)
- shower head holder with cone-shaped intake (left) for shower hose and handheld shower head
- suitable for handheld shower heads from various manufacturers
- shower head holder can be tilted and its height can be adjusted by pulling or pushing a lever
- cone-shaped insert makes it easier to mount the handheld shower head
- 4 1/4 inch (108 mm) high, 4 1/8 inch (104 mm) wide
- made from high-grade synthetic material in the HEWI colors 99 (pure white), 95 (stone grey), 92 (anthracite grey), 90 (jet black), 86 (sand), 84 (umber) and 33 (ruby red)
- with high contrast (white or black) marked shower head holder

Colours / Surfaces

	99 (pure white)
	95 (stone grey)
	92 (anthracite grey)
	90 (jet black)

	86 (sand)
	84 (umber)
	33 (ruby red)