

Similar picture

Properties




Range 801 Rail with shower head holder

- vertical rail with right-angled ends with steel fixing roses and shower head holder
- centre-to-centre 1100 mm
- 89 mm deep, rail diameter 33 mm, rose diameter 70 mm
- suitable for shower heads of various manufacturers
- shower head holder can be continuously tilted and, after pulling or pushing a large lever, its height can be adjusted
- conical adapter on shower head holder makes it easier to hook in the handheld shower head
- with continuous, corrosion resistant steel core
- for wall mounting with special HEWI fixing materials and roses
- made of high-quality polyamide according to HEWI colour chart

Awards



Colours / Surfaces

 18 (mustard yellow)	 55 (aqua blue)	 92 (anthracite grey)	 99 (pure white)
 33 (ruby red)	 84 (umber)	 95 (stone grey)	 74 (apple green)
 36 (coral)	 86 (sand)	 97 (light grey)	
 50 (steel blue)	 90 (jet black)	 98 (signal white)	