

Similar picture

Dimensions in mm

Properties

Range 801 L-shaped support rail with shower head holder

- vertically and horizontally arranged, rails connected at right-angles with fixing roses made of synthetic material and shower head holder
- vertical length 1100 mm, horizontal lengths 600 mm, 91 mm deep
- bar diameter 33 mm, rose diameter 70 mm
- suitable for shower heads of various manufacturers
- shower head holder can be continuously tilted and, after pulling or pushing a large lever, its height can be adjusted
- conical adapter on shower head holder makes it easier to hook in the handheld shower head
- for wall mounting with special HEWI fixing materials and roses
- can be mounted in left hand or right hand position
- made of high-quality polyamide according to HEWI colour chart
- with continuous core made of corrosion-proof steel and aluminium with stainless steel reinforced end bends
- fulfils the ÖNORM B1600/1601 and SIA 500 requirements
- Please note when using with hanging seats: Compatibility check required.
- A detailed list of possible combinations of hand rails, L-shaped rails and shower handrails with matching hanging seats can be found in our online catalogue in the download area of the respective product.












Awards



Certificates



Colours / Surfaces

	33 (ruby red)		74 (apple green)		92 (anthracite grey)		99 (pure white)
	36 (coral)		18 (mustard yellow)		95 (stone grey)		84 (umber)
	50 (steel blue)		86 (sand)		97 (light grey)		
	55 (aqua blue)		90 (jet black)		98 (signal white)		