

Properties




Shower grab rail with adjustable shower head holder rail (USA) from Range 801

- positioned horizontally and vertically, rails connected at a right angle with steel fixing roses and shower head holder
- with sideways (for mounting) adjustable vertical rail with shower head holder
- with corrosion-protected steel core throughout
- vertical length 49 3/16 inch (1250 mm), horizontal lengths 37 1/2 inch (952 mm) and 25 1/2 inch (647 mm)
- 2 3/4 inch (70 mm) deep, rail diameter 1 5/16 inch (33 mm), rose diameter 2 3/4 inch (70 mm)
- suitable for handheld shower heads from various manufacturers
- shower head holder can be tilted continuously and its height can be adjusted by pulling or pushing a broad lever
- functional area of the shower head holder in high-quality, glossy polyamide
- cone-shaped insert on the shower head holder makes it easier to mount the handheld shower head
- wall mounting with wall-specific fixing material and roses from HEWI
- can be mounted on the right and left side
- maximum loading capacity 330 lbs (150 kg)
- made of high-quality matt polyamide in HEWI colours 99 (pure white), 95 (stone grey) and 92 (anthracite grey)
- meets the requirements of 2010 ADA standards and ICC/ANSI A117.1-2017

Certificates



Colours / Surfaces

	99 (pure white)
	95 (stone grey)
	92 (anthracite grey)