

Similar picture

Dimensions in mm

Properties





Range 801 Shower grab rail

- horizontally arranged rails connected at right-angles, with fixing roses made of steel
- horizontal lengths made-to-measure from 475 mm to 1800 mm
- 89 mm deep, rail diameter 33 mm, rose diameter 70 mm
- additional support required for lengths above 1200 mm as spacings between supports may not exceed 850 mm
- with continuous, corrosion resistant steel core
- for wall mounting with special HEWI fixing materials and roses
- made of high-quality polyamide according to HEWI colour chart
- Please note when using with hanging seats: Compatibility check required.
- A detailed list of possible combinations of hand rails, L-shaped rails and shower handrails with matching hanging seats can be found in our online catalogue in the download area of the respective product.

Awards



Colours / Surfaces

 33 (ruby red)	 18 (mustard yellow)	 92 (anthracite grey)	 99 (pure white)
 36 (coral)	 84 (umber)	 95 (stone grey)	 74 (apple green)
 50 (steel blue)	 86 (sand)	 97 (light grey)	
 55 (aqua blue)	 90 (jet black)	 98 (signal white)	

Technical information subject to alteration, 29.04.2024