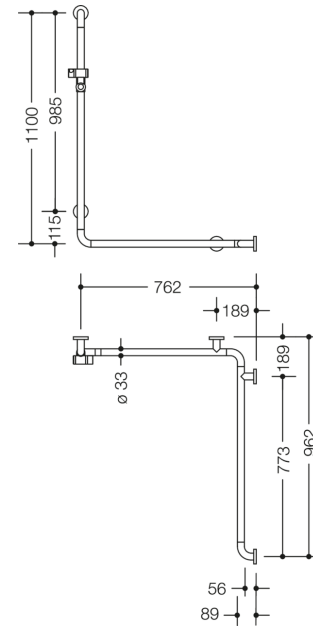




Similar picture

















Dimensions in mm

Properties

Range 801 Rail with vertical support bar and shower head holder

- horizontal and vertical rails joined to form a right angle and fitted with fixing roses made of steel and shower holder
- vertical length 1100 mm, horizontal lengths 762 mm and 962 mm
- 89 mm deep, diameter of bar 33 mm, rose diameter 70 mm
- suitable for shower heads of various manufacturers
- shower head holder adjustable to required angle (smooth adjusting) and height (via lever control)
- conical adapter on shower head holder facilitates accommodation of hand spray
- with continuous, corrosion resistant steel core
- for wall mounting with special fixing kit and roses from HEWI
- can be mounted in left hand or right hand position
- made of high-quality polyamide according to HEWI colour chart
- fulfils the ÖNORM B1600/1601 requirements
- Please note when using with hanging seats: Compatibility check required.
- A detailed list of possible combinations of hand rails, L-shaped rails and shower handrails with matching hanging seats can be found in our online catalogue in the download area of the respective product.

Colours / Surfaces

	33 (ruby red)		74 (apple green)		92 (anthracite grey)		99 (pure white)
	36 (coral)		18 (mustard yellow)		95 (stone grey)		84 (umber)
	50 (steel blue)		86 (sand)		97 (light grey)		
	55 (aqua blue)		90 (jet black)		98 (signal white)		