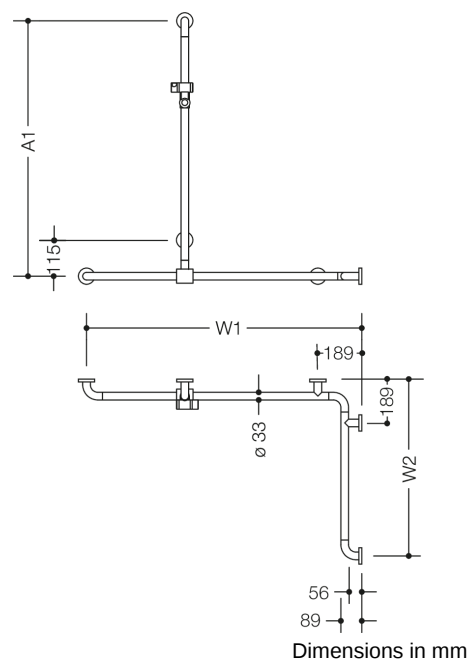




Similar picture



## Properties















Range 801 Rail with vertical support bar and sliding shower head holder

- vertical and horizontal rails joined to form an L shape and fitted with rose fixings and a shower head holder
- with vertical rail with shower head holder that can be moved to the side (for installation)
- vertical length made-to-measure from 600 mm to 1250 mm, horizontal lengths (corner mounting) made-to-measure from 475 mm to 1800 mm
- 89 mm deep, rail diameter 33 mm, rose diameter 70 mm
- additional support required for lengths above 1200 mm as spacings between supports may not exceed 850 mm
- suitable for shower heads of various manufacturers
- shower head holder can be continuously tilted and, after pulling or pushing a large lever, its height can be adjusted
- conical adapter on shower head holder makes it easier to hook in the handheld shower head
- with continuous, corrosion resistant steel core
- for wall mounting with special HEWI fixing materials and roses
- can be mounted in left hand or right hand position
- made of high-quality polyamide according to HEWI colour chart
- Please note when using with hanging seats: Compatibility check required.
- A detailed list of possible combinations of hand rails, L-shaped rails and shower handrails with matching hanging seats can be found in our online catalogue in the download area of the respective product.

## Awards



## Colours / Surfaces

	33 (ruby red)		18 (mustard yellow)		92 (anthracite grey)		99 (pure white)
	36 (coral)		84 (umber)		95 (stone grey)		74 (apple green)
	50 (steel blue)		86 (sand)		97 (light grey)		
	55 (aqua blue)		90 (jet black)		98 (signal white)		