

Similar picture

Properties




Range 801 Rail with vertical support bar and sliding shower head holder

- vertical and horizontal rails joined to form an L shape and fitted with rose fixings and a shower head holder
- with vertical rail with shower head holder that can be moved to the side (for installation)
- vertical length 1250 mm, horizontal length 1184 mm
- 89 mm deep, rail diameter 33 mm, rose diameter 70 mm
- suitable for shower heads of various manufacturers
- shower head holder can be continuously tilted and, after pulling or pushing a large lever, its height can be adjusted
- conical adapter on shower head holder makes it easier to hook in the handheld shower head
- for wall mounting with special HEWI fixing materials and roses
- made of high-quality polyamide according to HEWI colour chart
- with continuous, corrosion resistant steel core
- Please note when using with hanging seats: Compatibility check required.
- A detailed list of possible combinations of hand rails, L-shaped rails and shower handrails with matching hanging seats can be found in our online catalogue in the download area of the respective product.

Awards



Colours / Surfaces

| | | | |
|---|---|--|---|
|  33 (ruby red) |  74 (apple green) |  92 (anthracite grey) |  99 (pure white) |
|  36 (coral) |  18 (mustard yellow) |  95 (stone grey) |  84 (umber) |
|  50 (steel blue) |  86 (sand) |  97 (light grey) | |
|  55 (aqua blue) |  90 (jet black) |  98 (signal white) | |