

Similar picture

Dimensions in mm

Properties





Range 801 Support rail


- rail with right-angled bends at the ends and fixing roses made of synthetic material
- for holding on to and providing support
- with aluminium core and stainless steel reinforced end bends
- for wall mounting with special HEWI fixing materials and roses
- centre-to-centre 400 mm
- bar diameter 33 mm, rose diameter 70 mm
- made of high-quality matt polyamide in HEWI colours 99 (pure white), 98 (signal white), 97 (light grey), 95 (stone grey) and 92 (anthracite grey)
- Please note when using with hanging seats: Compatibility check required.
- A detailed list of possible combinations of hand rails, L-shaped rails and shower handrails with matching hanging seats can be found in our online catalogue in the download area of the respective product.

Awards



Colours / Surfaces

	99 (pure white)
	98 (signal white)
	97 (light grey)
	95 (stone grey)

 92 (anthracite grey)