

Similar picture

Dimensions in mm

Properties






Range 801 Support rail

- rail with right-angled bends at the ends and steel fixing roses
- for holding on to and providing support
- with continuous, corrosion resistant steel core
- for wall mounting with special HEWI fixing materials and roses
- centre-to-centre 900 mm
- bar diameter 33 mm, rose diameter 70 mm
- made of high-quality polyamide according to HEWI colour chart
- Please note when using with hanging seats: Compatibility check required.
- A detailed list of possible combinations of hand rails, L-shaped rails and shower handrails with matching hanging seats can be found in our online catalogue in the download area of the respective product.

Awards



Colours / Surfaces

 18 (mustard yellow)	 55 (aqua blue)	 90 (jet black)	 98 (signal white)
 33 (ruby red)	 74 (apple green)	 92 (anthracite grey)	 99 (pure white)
 36 (coral)	 84 (umber)	 95 (stone grey)	
 50 (steel blue)	 86 (sand)	 97 (light grey)	