

Wymiary w mm

Właściwości

Range 801 Stationary support

- two parallel rails running one above the other joined by a connecting bend
- for holding on to and providing support
- weight capacity 100 kg
- with continuous, corrosion resistant steel core and wall plate made of polyamide with integrated steel core
- for wall mounting with wall-specific HEWI fixing material
- sealing tape for sealing the fixing points is included in the scope of supply
- concealed fixing
- 700 mm projection, 259 mm high and 78 mm deep, 33 mm rail diameter
- made of high-quality matt polyamide in HEWI colours 99 (pure white), 98 (signal white), 97 (light grey), 95 (stone grey) and 92 (anthracite grey)
- toilet roll holder 801.50B011, WC flushing mechanism (radio-controlled) 801.50B060 and floor supports 950.50B021XA and 950.50B023XA for retrofitting
- produced in accordance with CE- and UKCA-Regulation (EU) 2017/745 on medical devices




Wyróżnienia



Certyfikaty



Kolory / Powierzchnie

	99 (czysta biel)
	98 (sygnał biały)
	97 (jasnoszary)
	95 (szary kamień)

 92 (szary antracytowy)