

Similar picture

Dimensions in mm

Properties





Range 801 Hinged support rail


- with integrated flushing mechanism/function buttons, model E and armpad
- two parallel rails running one above the other joined by a connecting bend
- for holding on to and providing support
- weight capacity 100 kg
- with continuous, corrosion resistant steel core and wall plate made of matt polyamide with integrated steel core
- can be folded upwards and folded downwards with braked movement
- silver-metallic button with blue ring for releasing the flushing mechanism, silver-metallic button with yellow ring for triggering a freely definable function (The function button does not meet the requirements for an emergency call according to DIN VDE 0834-1)
- spiral cable with bare wire ends for wall connection
- including white cover for flush-mounted box
- control voltage max. 30 V = SELV, PELV, switching current up to max. 2 A
- suitable for all standard concealed cisterns with electrical control
- for wall mounting with wall-specific HEWI fixing material (must be ordered separately)
- sealing tape for sealing the fixing points is included in the scope of supply
- concealed fixing
- 850 mm projection, 259 mm high and 78 mm deep, 33 mm rail diameter
- arm pad made of PUR integral foam, length 295 mm
- made of high-quality matt polyamide in the HEWI colours 99 (pure white), 98 (signal white), 97 (light grey), 95 (stone grey) and 92 (anthracite grey)
- toilet roll holder 801.50B011 and floor supports 950.50B021XA and 950.50B023XA for retrofitting
- produced in accordance with CE- and UKCA-Regulation (EU) 2017/745 on medical devices
- fulfils the DIN 18040, ÖNORM B1600/1601 and SIA 500 requirements

Certificates



Colours / Surfaces

	99 (pure white)
	98 (signal white)
	97 (light grey)
	95 (stone grey)

	92 (anthracite grey)
---	----------------------