

Similar picture

Dimensions in mm

Properties









Range 801 Hinged support rail (rotatable)

- two parallel rails running one above the other joined by a connecting bend
- for holding on to and providing support
- weight capacity 100 kg
- with continuous, corrosion resistant aluminium core and wall plate made of synthetic material with integrated steel core
- can be folded upwards and, folded downwards with braking mechanism, in raised position can be turned to left or right towards the wall
- for wall mounting with wall-specific HEWI fixing material (must be ordered separately)
- sealing tape for sealing the fixing points is included in the scope of supply
- concealed fixing
- 900 mm projection, 259 mm high and 78 mm wide, 33 mm rail diameter
- made of high-quality polyamide by HEWI colour table
- toilet roll holder 801.50.011, WC flushing mechanism (radio-controlled) 801.50.060 and floor supports 950.50.021XA and 950.50.023XA for retrofitting
- produced in accordance with CE- and UKCA-Regulation (EU) 2017/745 on medical devices
- fulfils the ÖNORM B1600/1601 requirements

Certificates



Colours / Surfaces

	18 (mustard yellow)		55 (aqua blue)		92 (anthracite grey)		99 (pure white)
	33 (ruby red)		84 (umber)		95 (stone grey)		74 (apple green)
	36 (coral)		86 (sand)		97 (light grey)		
	50 (steel blue)		90 (jet black)		98 (signal white)		