

Similar picture

Dimensions in mm

Properties

Range 801 Hinged support rail

- with floor support made to measure
- two parallel rails running one above the other joined by a connecting bend
- for holding on to and providing support
- weight capacity 100 kg
- with continuous, corrosion resistant steel core and wall plate made of polyamide with integrated steel core
- can be folded upwards and, folded downwards with braking mechanism
- for wall mounting with wall-specific HEWI fixing material (must be ordered separately)
- sealing tape for sealing the fixing points is included in the scope of supply
- concealed fixing
- 700 mm projection, 259 mm high and 78 mm deep, 33 mm rail diameter
- made of high-quality polyamide according to HEWI colour chart
- toilet roll holder 801.50.011 and WC flushing mechanism (radio-controlled) 801.50.060 for retrofitting
- produced in accordance with CE- and UKCA-Regulation (EU) 2017/745 on medical devices















Awards



Certificates



Colours / Surfaces

	99 (pure white)		92 (anthracite grey)		74 (apple green)		33 (ruby red)
	98 (signal white)		90 (jet black)		55 (aqua blue)		18 (mustard yellow)
	97 (light grey)		86 (sand)		50 (steel blue)		
	95 (stone grey)		84 (umber)		36 (coral)		