

Similar picture

Dimensions in mm

### Properties

Range 801 Hinged support rail

- fitted with a black arm pad
- two parallel rails running one above the other joined by a connecting bend
- for holding on to and providing support
- weight capacity 100 kg
- with continuous, corrosion resistant steel core and wall plate made of polyamide with integrated steel core
- can be folded upwards and, folded downwards with braking mechanism
- for wall mounting with wall-specific HEWI fixing material (must be ordered separately)
- sealing tape for sealing the fixing points is included in the scope of supply
- concealed fixing
- 850 mm projection, 259 mm high and 78 mm deep, 33 mm rail diameter
- arm pad made of PUR integral foam, length 295 mm
- made of high-quality polyamide according to HEWI colour chart
- toilet roll holder 801.50.011, WC flushing mechanism (radio-controlled) 801.50.060 and floor supports 950.50.021XA and 950.50.023XA for retrofitting
- produced in accordance with CE- and UKCA-Regulation (EU) 2017/745 on medical devices
- fulfils the DIN 18040, ÖNORM B1600/1601 and SIA 500 requirements















### Awards



### Certificates



### Colours / Surfaces

 18 (mustard yellow)	 55 (aqua blue)	 92 (anthracite grey)	 99 (pure white)
 33 (ruby red)	 84 (umber)	 95 (stone grey)	 74 (apple green)
 36 (coral)	 86 (sand)	 97 (light grey)	
 50 (steel blue)	 90 (jet black)	 98 (signal white)	