

Podobne zdjęcie

Wymiary w mm

Właściwości











Range 801 mobile hinged support rail

- with floor support made to measure
- two parallel rails running one above the other joined by a connecting bend
- for holding on to and providing support
- weight capacity 100 kg
- with continuous, corrosion resistant steel core
- can be folded upwards and, folded downwards with braking mechanism
- for mobile use
- for easy and flexible retrofitting on existing, preassembled mounting plate 950.50.016, must be ordered separately
- toolless and quick installation by simple attachment of the mobile hinged support rail
- secured by fixing screw to prevent unintentional removal
- 750 mm projection, 252 mm high and 78 mm wide, 33 mm rail diameter
- made of high-quality polyamide by HEWI colour table
- toilet paper holder upgrade kit 801.50.011 and toilet flushing mechanism (radio) upgrade kit 801.50.060 for retrofitting
- produced in accordance with CE- and UKCA-Regulation (EU) 2017/745 on medical devices
- fulfils the requirements applicable in Belgium (CWATUPE, WVG Vlaanderen) in respect of the projection of the hinged support rail on the toilet

Certyfikaty



Kolory / Powierzchnie

 33 (rubinowa czerwień)	 74 (jabłko zielone)	 92 (szary antracytowy)	 99 (czysta biel)
 36 (koral)	 18 (żółta musztarda)	 95 (szary kamień)	 84 (umbra)
 50 (stalowoniebieski)	 86 (piasek)	 97 (jasnoszary)	
 55 (błękit akwaticzny)	 90 (czerń jetowa)	 98 (sygnał biały)	

Zastrzega się możliwość wprowadzania zmian technicznych, 23.12.2023