

Similar picture

Dimensions in mm

Properties





Range 801 Removable hanging seat


- made of rails, seat and back slats
- with continuous, corrosion resistant steel core
- used as a removable seat in the shower area
- maximum weight capacity 150 kg
- for hanging on shower grab rails and support rails, rail diameter 33 mm
- 345 mm wide, 471 mm high, 480 mm deep
- seat 345 mm wide, 336 mm deep
- seat slats 55 mm wide
- made of high-quality matt polyamide in HEWI colours 99 (pure white), 98 (signal white), 97 (light grey), 95 (stone grey) and 92 (anthracite grey)
- A detailed list of possible combinations of hand rails, L-shaped rails and shower handrails with matching hanging seats can be found in our online catalogue in the download area of the respective product.

Awards



Colours / Surfaces

	99 (pure white)
	98 (signal white)
	97 (light grey)
	95 (stone grey)

 92 (anthracite grey)