

Similar picture

Dimensions in mm

Properties





Range 801 Backrest rail


- padded backrest with right-angled rails attached on both sides and fixing roses
- serves as back support for toilet users
- with continuous, corrosion resistant steel core
- right-hand version
- one-sided installation on the wall with roses (left)
- one-sided installation on hinged support rails or stationary support rails with wall plate (right)
- can be adjusted on site
- 670 to 730 mm wide, 220 mm high and 150 mm deep, backrest 350 mm wide, rail diameter 33 mm, rose diameter 70 mm
- backpad made of black PUR
- made of high-quality matt polyamide in HEWI colours 99 (pure white), 98 (signal white), 97 (light grey), 95 (stone grey) and 92 (anthracite grey)
- fulfils the DIN 18040 and ÖNORM B1600/1601 requirements

Awards



Colours / Surfaces

	99 (pure white)
	98 (signal white)
	97 (light grey)
	95 (stone grey)

 92 (anthracite grey)