

Podobne zdjecie





Wymiary w mm

### Waciwoci

Range 801 Removable hanging seat

- made of rails, seat and back slats
- with continuous, corrosion resistant steel core
- used as a removable seat in the shower area
- maximum weight capacity 150 kg
- for hanging on shower grab rails and support rails, rail diameter 33 mm
- 450 mm wide, 388 mm high, 498 mm deep, seat 450 mm wide, 352 mm deep, seat slats 60 mm wide
- made of high-quality matt polyamide in HEWI colours 99 (pure white), 98 (signal white), 97 (light grey), 95 (stone grey) and 92 (anthracite grey)
- fulfils the SIA 500 requirements
- A detailed list of possible combinations of hand rails, L-shaped rails and shower handrails with matching hanging seats can be found in our online catalogue in the download area of the respective product.

### Kolory / Powierzchnie

	99 (czysta biel)
	98 (sygna biay)
	97 (jasnoszary)
	95 (szary kamie)

 92 (szary antracytowy)