

Similar picture

Dimensions in mm

### Properties




#### Bathtub folding seat (USA)

- design made from rails and seat elements
- functions as a secure seat in the bathtub
- can be folded up
- with corrosion-protected steel core throughout
- wall plate made from synthetic material with integrated steel core
- 15 1/4 inch (387 mm) wide and 29 1/8 inch (740 mm) deep
- seat elements 2 3/16 inch (55 mm) wide
- includes fixing material for mounting to cavity walls with wood backlining of two 2 inch x 12 inch laminate or hardwood boards connected with a 1/2 inch x 12 inch plywood board
- concealed fastening
- maximum loading capacity 450 lbs (204 kg)
- made of high-quality matt polyamide in HEWI colours 99 (pure white), 95 (stone grey) and 92 (anthracite grey)
- meets the requirements of 2010 ADA standards and ICC/ANSI A117.1-2017

### Certificates



### Colours / Surfaces

	95 (stone grey)
	92 (anthracite grey)
	99 (pure white)