

Similar picture

Dimensions in mm

### Properties















Range 801 Removable hanging seat

- made of rails, seat and back slats
- with continuous, corrosion resistant steel core
- used as a removable seat in the shower area
- maximum weight capacity 150 kg
- for hanging on shower grab rails and support rails, rail diameter 33 mm
- 345 mm wide, 471 mm high, 480 mm deep
- seat 345 mm wide, 336 mm deep
- seat slats 55 mm wide
- made of high-quality polyamide according to HEWI colour chart
- A detailed list of possible combinations of hand rails, L-shaped rails and shower handrails with matching hanging seats can be found in our online catalogue in the download area of the respective product.

### Awards



### Colours / Surfaces

 18 (mustard yellow)	 55 (aqua blue)	 92 (anthracite grey)	 99 (pure white)
 33 (ruby red)	 84 (umber)	 95 (stone grey)	 74 (apple green)
 36 (coral)	 86 (sand)	 97 (light grey)	
 50 (steel blue)	 90 (jet black)	 98 (signal white)	