

Similar picture





Dimensions in mm

Properties

Series 801 hook-in seat

- construction consists of rails, seat and back surface
- serves as removable seat in the shower area
- maximum load capacity 150 kg
- for hooking into shower handrails and grab bars, rail diameters 30, 32 and 33 mm
- 450 mm wide, 472 mm high, 500 mm deep
- seat 450 mm wide, 350 mm deep
- made of high gloss polyamide in all HEWI colours
- with corrosion resistant steel core
- A detailed list of possible combinations of hand rails, L-shaped rails and shower handrails with matching hanging seats can be found in our online catalogue in the download area of the respective product.

Colours / Surfaces

 33 (ruby red)	 74 (apple green)	 92 (anthracite grey)	 99 (pure white)
 36 (coral)	 18 (mustard yellow)	 95 (stone grey)	 84 (umber)
 50 (steel blue)	 86 (sand)	 97 (light grey)	
 55 (aqua blue)	 90 (jet black)	 98 (signal white)	