

Similar picture




Dimensions in mm

### Properties

#### Range 801 Backrest rail

- padded backrest with right-angled fixing rails on each side
- serves as back support for toilet users
- with continuous, corrosion resistant steel core
- for fitting onto hinged support rails or stationary supports with wall mounting plate, adjustable on site
- 640 to 670 mm wide, 220 mm high and 150 mm deep, backrest 350 mm wide, rail diameter 33 mm
- backpad made of black PUR
- made of high-quality polyamide according to HEWI colour chart
- fulfils the requirements to British-Standard BS 8300:2009+A1:2010/Doc M.

### Colours / Surfaces

 33 (ruby red)	 74 (apple green)	 92 (anthracite grey)	 99 (pure white)
 36 (coral)	 18 (mustard yellow)	 95 (stone grey)	 84 (umber)
 50 (steel blue)	 86 (sand)	 97 (light grey)	
 55 (aqua blue)	 90 (jet black)	 98 (signal white)	