

Similar picture

Dimensions in mm

Properties









Range 801 Backrest rail

- padded backrest with right-angled rails attached on both sides and fixing roses
- serves as back support for toilet users
- with continuous, corrosion resistant steel core
- for wall mounting with roses
- 670 to 730 mm wide, 220 mm high and 150 mm deep, backrest 350 mm wide, rail diameter 33 mm, rose diameter 70 mm
- backpad made of black PUR
- made of high-quality polyamide according to HEWI colour chart
- fulfils the DIN 18040 and ÖNORM B1600/1601 requirements

Awards



Colours / Surfaces

	18 (mustard yellow)		55 (aqua blue)		90 (jet black)		98 (signal white)
	33 (ruby red)		74 (apple green)		92 (anthracite grey)		99 (pure white)
	36 (coral)		84 (umber)		95 (stone grey)		
	50 (steel blue)		86 (sand)		97 (light grey)		