

Dimensions in mm

Similar picture

Properties











Range 801 Backrest rail

- padded backrest with right-angled rails attached on both sides and fixing roses
- serves as back support for toilet users
- with continuous, corrosion resistant steel core
- left-hand version
- one-sided installation on the wall with roses (right)
- one-sided installation on HEWI hinged support rails or stationary support rails with wall plate (left)
- can be adjusted on site
- 670 to 730 mm wide, 220 mm high and 150 mm deep, backrest 350 mm wide, rail diameter 33 mm, rose diameter 70 mm
- backpad made of black PUR
- made of high-quality polyamide according to HEWI colour chart
- fulfils the DIN 18040 and ÖNORM B1600/1601 requirements

Awards



Colours / Surfaces

	33 (ruby red)		74 (apple green)		92 (anthracite grey)		99 (pure white)
	36 (coral)		18 (mustard yellow)		95 (stone grey)		84 (umber)
	50 (steel blue)		86 (sand)		97 (light grey)		
	55 (aqua blue)		90 (jet black)		98 (signal white)		