





Dimensions in mm

Properties

Folding support rail Premium with WC flush actuation E version right of the LifeSystem series

- stable, single-arm folding support handle
- Non-slip, ergonomic grip pad with perfectly matched raised grip
- for gripping, support and pulling oneself up
- high-quality plastic surface and scratch-resistant powder coating
- maximum product stiffness increases stability and gives the user a secure grip feeling
- with flushing mechanism (model E)
- right-hand version (seen from user's view)
- blue button (wave symbol) used to trigger the toilet flushing mechanism (convex, tactile pressure point)
- cable with bare wire ends for wall connection
- including white cover for flush-mounted box
- control voltage max. 30 V = SELV, PELV, switching current up to max. 2 A
- suitable for all standard concealed cisterns with electrical control
- can be folded easily up and down due to spring-loaded hinges
- low-maintenance, permanently smooth and easy moving joint, preset in the factory
- a defined stop prevents the hinged support rail from hitting the wall
- projection 750 mm, 120 mm wide, wall plate 202 mm high
- grip pad 58 mm wide, grip end piece 84 mm wide
- Aluminium cantilever arm, powder-coated in the HEWI colours signal white, glossy with plastic grip pad in SD (signal white, matt) and GU (anthracite, matt) or anthracite cantilever arm, glossy with grip pad in TB (signal white, matt) and DR (anthracite, matt), with high-gloss chrome-plated design elements
- toilet roll holder 802.50.01160 and backrest 802.51.90.. can be retrofitted
- weight capacity up to 100 kg
- easy mounting by separate installation of the mounting plate made of stainless steel, satin finish
- concealed, non-corrosive and tested HEWI fixing material for different wall systems (must be ordered separately)
- sealing tape for sealing the fixing points is included in the scope of supply
- produced in accordance with CE- and UKCA-Regulation (EU) 2017/745 on medical devices
- fulfils the requirements applicable in Belgium (CWATUPE, WVG Vlaanderen) regarding the projection of the hinged support rail at the toilet

Colours / Surfaces

-  TB (anthracite high gloss
-white matt)
-  SD (white polish
-white matt)
-  GU (white polish
-anthrac.grey matt)
-  DR (anthracite high gloss
-anthracite matt)