




Dimensions in mm

Properties

System 900 Q toilet brush unit

- WC brush unit comprising a holder in a geometric square design with plastic insert and WC brush
- brush head can be replaced due to bayonet fixing
- inner container made of matt black plastic can be removed for cleaning
- made of high-quality stainless steel, powder-coated in HEWI colours DX (white deep matt), DC (matt black) and SC (matt dark grey pearl mica)
- width 90 mm, height 440 mm, depth 100 mm
- for wall mounting, Concealed fixing
- includes corrosion-free HEWI mounting materials

Colours / Surfaces

-  SC (matt dark grey pearl mica)
-  DX (matt white)
-  DC (matt black)