

Properties





Rail with shower head holder, System 900

- vertical rail with supports perpendicular to the wall, Fixing rosettes and magnetic shower holder
- Centre-to-centre 600 mm, 88 mm deep
- Rod diameter 32 mm, Tube thickness 2 mm, Rosette diameter 70 mm
- Made from high-quality stainless steel, PVD coated
- shower holder made of high-quality stainless steel, PVD coated
- Suitable for hand showers from various manufacturers
- simple and intuitive one-hand operation
- Shower holder is infinitely adjustable, automatically fixed in place by magnets
- wear-free clamping mechanism
- conical holder on the shower holder can be adjusted to any angle
- including non-corrosive and tested HEWI fixing material for wall mounting and sealing tape to seal the drilling points

Awards



Colours / Surfaces

	WR (brushed nickel)
	LP (brushed brass)
	EC (glossy black chrome)
	CK (shiny brass)