

Dimensions in mm

Properties




L-shaped support rail with shower head holder, System 900

- left-hand version
- vertical and horizontal rails, joined at right-angles with mounting roses and a shower head holder
- horizontal length 450 mm, vertical length 1250 mm, 88 mm deep
- rail diameter 32 mm, rose diameter 70 mm
- made of high-quality stainless steel, powder-coated in the HEWI colour CV (matt black) and ER (matt dark grey pearl mica) with a showerhead holder in matt black polyamide or powder-coated in the HEWI colour AS (matt white) with a showerhead holder in matt white polyamide
- suitable for shower heads of various manufacturers
- shower head holder can be tilted continuously and, after pressing a large pushbutton, its height can be adjusted
- conical adapter on shower head holder makes it easier to hook in the handheld shower head
- for mounting on the wall with specific HEWI fixing material and roses
- including non-corrosive fixing material and sealing tape for sealing the drilling points
- Please note when using with hanging seats: Compatibility check required.
- A detailed list of possible combinations of hand rails, L-shaped rails and shower handrails with matching hanging seats can be found in our online catalogue in the download area of the respective product.

Awards



Colours / Surfaces

-  ER (dk grey
-black matt)
-  CV (black deep matt
-black matt (90))
-  AS (matt white
- matt white)