

Dimensions in mm

Properties




Shower handrail with sliding shower head rail, System 900

- vertical and horizontally arranged rails connected at right angles with mounting roses and shower head holder
- with shower head rail that can be pushed to the side (for installation)
- left-hand version
- vertical length 1250 mm, horizontal lengths (corner mounting) 765 mm, 87 mm deep
- vertical rail diameter 25 mm, horizontal rail diameter 30 mm, tube thickness 2 mm, rose diameter 70 mm
- made of high-quality stainless steel, powder-coated in HEWI colours WD (matt white), JK (matt black) and DD (matt dark grey pearl mica)
- shower head holder made of synthetic material, chrome
- suitable for shower heads of various manufacturers
- shower head holder can be tilted with detent and height-adjusted by turning with spring-assisted return
- conical adapter on shower head holder makes it easier to hook in the shower head
- reduced number of mounting roses due to innovative corner connection
- including non-corrosive and tested HEWI fixing material for wall mounting and sealing tape for sealing the drilling points
- Please note when using with hanging seats: Compatibility check required.
- A detailed list of possible combinations of hand rails, L-shaped rails and shower handrails with matching hanging seats can be found in our online catalogue in the download area of the respective product.

Awards



Colours / Surfaces

-  WD (matt white)
- synthetic material, chrome)
-  JK (matt black)
- synthetic material, chrome)
-  DD (matt dark grey pearl mica)
- synthetic material, chrome)