

Dimensions in mm

Properties

Shower handrail with sliding shower head rail, System 900

- vertical and horizontally arranged rails connected at right angles with mounting roses and shower head holder
- with shower head rail that can be pushed to the side (for installation)
- left-hand version
- vertical length 49 3/16 inch (1250 mm), horizontal lengths (corner mounting) 37 5/16 inch (947 mm) and 25 1/2 inch (647 mm), 2 3/4 inch (70 mm) deep
- rail diameter 1 1/4 inch (32 mm), tube thickness 1/16 inch (2 mm), rose diameter 2 3/4 inch (70 mm)
- weight capacity up to 330 lbs (150 kg)
- made of high-quality stainless steel, powder-coated in the HEWI colour CV (matt black) and ER (matt dark grey pearl mica) with a showerhead holder in matt black polyamide or powder-coated in the HEWI colour AS (matt white) with a showerhead holder in matt white polyamide
- suitable for shower heads of various manufacturers
- shower head holder can be tilted continuously and, after pressing a large pushbutton, its height can be adjusted
- conical adapter on shower head holder makes it easier to hook in the shower head
- reduced number of mounting roses due to innovative corner connection
- including non-corrosive and tested HEWI fixing material for wall mounting and sealing tape for sealing the drilling points
- fulfils the requirements of the 2010 ADA Standards and ICC/ANSI A117.1-2017




Awards



Certificates



Colours / Surfaces

-  ER (dk grey
-black matt)
-  CV (black deep matt
-black matt (90))
-  AS (matt white
- matt white)