

Properties




Shower handrail with sliding shower head rail, System 900

- vertical and horizontally arranged rails connected at right angles with mounting roses and shower head holder
- with shower head rail that can be pushed to the side (for installation)
- vertical length 1250 mm, horizontal lengths 765 mm, 88 mm deep
- rail diameter 32 mm, tube thickness 2 mm, rose diameter 70 mm
- made of high-quality stainless steel, powder-coated in the HEWI colour CV (matt black) and ER (matt dark grey pearl mica) with a showerhead holder in matt black polyamide or powder-coated in the HEWI colour AS (matt white) with a showerhead holder in matt white polyamide
- suitable for shower heads of various manufacturers
- shower head holder can be tilted continuously and, after pressing a large pushbutton, its height can be adjusted
- conical adapter on shower head holder makes it easier to hook in the shower head
- including non-corrosive and tested HEWI fixing material for wall mounting and sealing tape for sealing the drilling points
- Please note when using with hanging seats: Compatibility check required.
- A detailed list of possible combinations of hand rails, L-shaped rails and shower handrails with matching hanging seats can be found in our online catalogue in the download area of the respective product.

Awards



Colours / Surfaces

	ER (dk grey -black matt)
	CV (matt black - matt black)
	AS (matt white - matt white)